



The Schmidt logo identifies each tree as one of our introductions or co-introductions. New and improved trees are backed by extensive research, development and testing. We work with tree scientists, breeders and growers to bring you the best new trees in the world.

PO Box 189
Boring OR 97009
503-663-4128



J. FRANK
SCHMIDT
& SON CO.

Toll-Free 1-800-825-8202
www.jfschmidt.com



The UtiliTrees™ logo identifies species and cultivars that we recommend as a perfect fit for planting beneath or near overhead utility lines. Learn more about this select product line at www.utilitrees.com


Fantastic Flowering Trees



Autumn Brilliance® Serviceberry

Amelanchier x grandiflora 'Autumn Brilliance'

Height: 20' | Spread: 15' | Hardiness: -30 °F



Shape: Upright, moderately spreading
Foliage: Medium green
Fall Color: Bright red
Flower: White, in clusters
Fruit: Edible, purplish blue, 3/4"


An excellent *Amelanchier* with good form and strong branching. It displays reliable spring bloom and bright fall colors.



Spring Flurry® Serviceberry

Amelanchier laevis 'JFS-Arb' PP 15304

Height: 28' | Spread: 20' | Hardiness: -30 °F



Shape: Upright oval
Foliage: Medium green
Fall Color: Orange
Flower: White, in clusters
Fruit: Edible, purplish blue, 3/4"

A street tree *Amelanchier*! This Schmidt introduction has exceptional tree form. A dominant central leader supports strongly upward-oriented scaffold branches. Pure white blooms smother a delicate latticework of twigs in spring. These give way to healthy green foliage that turns orange in the fall.




Flowering cherries on the Portland, Oregon waterfront



Snowcone® Snowbell

Syrax japonicus 'JFS-D'

Height: 25' | Spread: 20' | Hardiness: -20 °F



Shape: Broadly pyramidal, dense
Foliage: Dark green, fine textured
Fall Color: Yellowish
Flower: Pure white, bell shaped


Snowcone® rings in summer with a profusion of pendulous, bell-shaped, fragrant flowers. Fine textured foliage is dense and dark green. A strong central leader and symmetrical, upright branches create a slender tree of great uniformity. Resistance to twig dieback recommends it over seedling grown trees.



Nightfall® Snowbell


Syrax japonicus 'JFS 65J' P.A.F.

Height: 8' | Spread: 6' | Hardiness: -20 °F



Shape: Weeping
Foliage: Dark purple
Flower: White

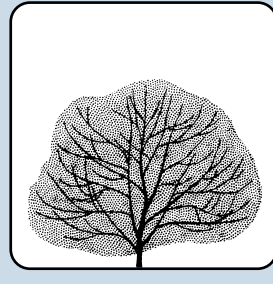
A cascade of dark purple leaves tumble from the branches of this elegant weeping tree. The dense, dark, refined foliage sets a lush, high-contrast backdrop for white buds of late spring that open to creamy white, bell-shaped flowers. Bare branches etch a graceful waterfall in the winter landscape.



Eastern Redbud

Cercis canadensis

Height: 25' | Spread: 30' | Hardiness: -20 °F



Shape: Multi-stem or low branching tree.
Foliage: Medium green
Fall Color: Yellow
Flower: Reddish purple in bud, rosy-pink when open


Clusters of bright rosy-pink to magenta blooms crowd along the winter-bare branches of this springtime favorite, weeks before its heart-shaped green leaves emerge. It's an attractive small shade tree and a fine choice for naturalized garden areas and woodland edges.



Flame Thrower® Redbud

Cercis canadensis 'NC216-2' PP 31260

Height: 15' | Spread: 15' | Hardiness: -20 °F



Shape: Rounded
Foliage: Multi-colors; red, orange, yellow, green
Fall Color: Medley of reds, burgundy, yellow, orange
Flower: Bright pink


Bright pink flowers of spring are upstaged by heart-shaped leaves that deliver a season-long, kaleidoscopic array of bright colors that change from shades of deep burgundy to red to burnt orange, bright yellow, green and gold.



Saffron Sentinel® Cornelian Cherry

Cornus mas 'JFS PN4Legacy'

Height: 22' | Spread: 12' | Hardiness: -30 °F



Shape: Columnar
Foliage: Dark green
Fall Color: Dark reddish purple
Flower: Bright yellow
Fruit: Bright red, 1/2", oblong
Bark: Dark brown, exfoliating


Bright yellow flowers emerge along winter-bare branches of this vigorous, symmetrical, columnar tree. Dark green foliage follows, remaining clean through the summer months before turning deep crimson in autumn. Tart and tasty red fruit ripens in late summer.



Mercury® Magnolia

Magnolia 'NCMK1' PP 29218

Height: 25' | Spread: 15' | Hardiness: -20 °F



Shape: Upright pyramidal
Foliage: Dark green
Fall Color: Yellow
Flower: Bright lavender pink, fragrant


Deep pink buds open to very large lavender pink blooms. Flowering up to a month later than other *M. soulangeana* cultivars greatly reduces risk of frost damage to blooms. A strong central leader and upright branching result in a tree with excellent pyramidal form.



Canada Red Improved Chokecherry


Prunus virginiana 'Canada Red'

Height: 25' | Spread: 20' | Hardiness: -50 °F



Shape: Upright spreading, rounded
Foliage: Leaves emerge green, turn purple in summer
Fall Color: Red to reddish purple
Flower: Small white, in long clusters


A very cold hardy tree that is drought tolerant and adaptable to urban growing conditions. Unique foliage emerges bright green in spring and matures to dark purple as the weather warms, then intensifies to reddish purple in autumn.



Heartland® Catalpa

Catalpa speciosa 'Hawatha 2'

Height: 50' | Spread: 25' | Hardiness: -20 °F



Shape: Upright narrow oval
Foliage: Dark green, large leaves
Fall Color: Yellow-green
Flower: White, in large clusters


Narrow form, upright growth habit, uniform branching, and darker green foliage recommend this improved selection of our native Northern Catalpa. Easier to grow in the nursery, it is more suitable for most landscape and street uses than seedling-grown trees of the species.



Okame Cherry

Prunus 'Okame'

Height: 25' | Spread: 20' | Hardiness: -20 °F



Shape: Upright branching, oval
Foliage: Dark green, fine textured
Fall Color: Yellow-orange to orange-red
Flower: Small, clear pink, profuse


The eye catching, bright pink floral display of this very early-blooming cultivar is long lasting due to brightly colored flower bud and calyx. Okame is also appreciated for its clean green foliage that brightens autumn with warm orange, red and yellow tones.



First Blush® Cherry

Prunus 'JFS-KW14' PP 28248

Height: 25' | Spread: 12' | Hardiness: -20 °F



Shape: Upright narrow oval
Foliage: Dark green
Fall Color: Orange to orange red
Flower: Pink, double, fragrant

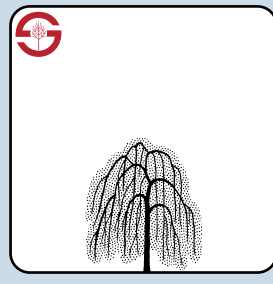
Double pink flowers smother the branches of this very narrow, upright cherry in early spring. The breathtaking floral display gives way to dark green, finely textured, disease resistant leaves that turn bright orange to orange red in autumn.



Pink Cascade® Cherry

Prunus 'NCPH1' PP 27579

Height: 12' | Spread: 12' | Hardiness: -20 °F



Shape: Weeping
Foliage: Dark green, fine textured
Fall Color: Orange
Flower: Bright pink, prolific


Bright pink flowers smother the branches of this gracefully weeping cherry, setting it apart from the popular white-blooming *Snow Fountains*® Cherry which it resembles in summer appearance. Developed at North Carolina State University, this small and delicate garden tree is easy to grow.



Pink Flair® Cherry

Prunus sargentii 'JFS-KW58'

Height: 25' | Spread: 15' | Hardiness: -35 °F



Shape: Upright narrow vase
Foliage: Dark green
Fall Color: Orange-red
Flower: Single pink, in clusters


Narrow and upright in form, but compact in height, this flowering cherry is well suited for urban landscapes. It avoids frost damage by flowering a week or two later than is typical of the species. Disease resistant foliage is very clean, and fall color is consistently bold and bright.



Pink Myst® Cherry

Prunus sargentii 'JFS KW21PS' PP 32619

Height: 30' | Spread: 15' | Hardiness: -30 °F



Shape: Upright to upright oval
Foliage: Dark green
Fall Color: Orange to orange red
Flower: Deep pink


Bright pink flowers, darker in color than other *Sargent* Cherry blooms, smother the branches of this unique cultivar. Rich, dark green summer foliage turns to lovely shades of orange and red in autumn. It is also narrower and more upright in form than is typical of the species.



Snow Fountains® Cherry


Prunus x 'Snofozam'

Height: 12' | Spread: 12' | Hardiness: -20 °F



Shape: Weeping
Foliage: Small, dark green leaves
Fall Color: Golden to orange
Flower: White


Fragrant white blooms tumble from the refined branches of this gracefully weeping ornamental cherry in early spring. Summer brings a cascade of petite dark green leaves that turn golden orange in autumn for a long-lasting show of fall color.



Kwanzan Cherry

Prunus serrulata 'Kwanzan'

Height: 30' | Spread: 20' | Hardiness: -20 °F



Shape: Stiffly vase shaped
Foliage: Dark green
Fall Color: Bronze-orange to orange-red
Flower: Double, rosy pink in clusters
Fruit: Seedless


Large rosy pink flowers are double and borne in extravagantly plump, ruffled clusters. The bold floral display makes it the showiest cherry in spring and accounts for its great popularity. Rich fall color in bronze-orange to orange-red tones captures attention in autumn.



Yoshino Cherry

Prunus x yedoensis

Height: 30' | Spread: 30' | Hardiness: -20 °F



Shape: Upright spreading branches, rounded crown
Foliage: Bright green, glossy
Fall Color: Yellow
Flower: Single light pink to white, fragrant


A profusion of blooms reflected in the Tidal Basin in Washington, D.C., have made Yoshino Cherry an iconic favorite of cherry blossom admirers around the world. Bright autumn leaves are a bonus in the fall.



Thundercloud Plum

Prunus cerasifera 'Thundercloud'

Height: 20' | Spread: 20' | Hardiness: -20 °F



Shape: Upright spreading, dense, rounded
Foliage: Dark purple
Flower: Light pink


Bright and cheerful pink blooms are among the first to signal winter's end. One of the best purple-leaved plums, it retains its deep purple color through the growing season. It has maintained steady popularity since its introduction in 1937.



Chastity® Pear

Pyrus x triploda 'NCPX2' PP 30788

Height: 35' | Spread: 25' | Hardiness: -20 °F



Shape: Broadly pyramidal
Foliage: Dark green, glossy
Fall Color: Orange to red, purple highlights
Flower: White, profuse
Fruit: Sparse
Disease Resistance: Fireblight


Prolific white blooms of spring are followed by glossy green foliage that presents a bright medley of fall colors. Poised to replace other flowering pears in areas where invasiveness is a concern, this highly infertile, triploid hybrid was bred to prevent weeding.



Chantideer® Pear


Pyrus calleryana 'Glen's Form'

Height: 40' | Spread: 15' | Hardiness: -30 °F



Shape: Upright, narrowly pyramidal
Foliage: Green, glossy
Fall Color: Reddish
Flower: White, in clusters
Disease Resistance: Fireblight


A densely growing, narrow selection suitable for street plantings, it is fireblight resistant. Open branch angles and strong attachment make it much less susceptible to wind breakage than the better known but less desirable Bradford.



Ivory Silk® Japanese Tree Lilac

Syringa reticulata 'Ivory Silk'

Height: 20' | Spread: 15' | Hardiness: -30 °F



Shape: Upright spreading becoming rounded
Foliage: Dark green
Flower: Creamy white panicles

Adaptability to urban growing conditions, small stature and an upright spreading shape have earned this tough little flowering tree a place on our UtiliTrees™ list. In early summer, its branches sport large, upright plumes of creamy white flowers.