



The Schmidt logo identifies each tree as one of our introductions or co-introductions. New and improved trees are backed by extensive research, development and testing. We work with tree scientists, breeders and growers to bring you the best new trees in the world.

PO Box 189
Boring OR 97009
503-663-4128



J. FRANK
SCHMIDT
& SON CO.

Toll-Free 1-800-825-8202
www.jfschmidt.com




The Utilitrees™ logo identifies species and cultivars that we recommend as a perfect fit for planting beneath or near overhead utility lines. Learn more about this select product line at www.utilitrees.com



Metro Gold® Maple

Acer campestre 'Panacek'

Height: 35' | Spread: 20' | Hardiness: -15 °F



Shape: Upright narrow oval
Foliage: Dark green
Fall Color: Bright yellow
Insect Resistance: Japanese beetle


This is an excellent street tree selection from a species that has earned a reputation as a tough urban tree. Upright and narrow in form, it is much more slender than seedling hedge maple and a better fit for narrow city streets. It produces fewer seeds than typical of the species and has an improved, bright yellow fall color.



Autumn Blaze® Maple

Acer x freemanii 'Jeffersred'

Height: 50' | Spread: 40' | Hardiness: -40 °F



Shape: Upright branching, broadly oval
Foliage: Medium green
Fall Color: Brilliant orange-red, long lasting

Drought tolerance and exceptionally bright red fall color are hallmarks of this popular and proven performer. A hybrid of Red and Silver Maple, this vigorous grower combines the best attributes of both in a stately, adaptable, fast growing shade tree.

MAJESTIC
MAPLES




Redpointe® Maple



Rocky Mountain Glow® Maple

Acer grandidentatum 'Schmidt'

Height: 25' | Spread: 15' | Hardiness: -30 °F



Shape: Oval
Foliage: Dark green
Fall Color: Yellow to orange-red


This slow growing relative of the Sugar Maple is native to the Rocky Mountains. It is similar to Sugar Maple, but both leaves and tree are smaller. Intense fall color.



Mesa Glow® Maple

Acer grandidentatum 'JFS-NuMex 3' PP 27830

Height: 28' | Spread: 18' | Hardiness: -30 °F



Shape: Upright oval
Foliage: Dark green
Fall Color: Orange red to red


Drought tolerance, cold hardiness and adaptability make this upright selection of the native big-tooth maple a top choice for the intermountain West. Glossy leaves and bold fall color distinguish this selection made by Ridston St. Hilaire of New Mexico State University.



Copper Rocket® Paperbark Maple

Acer griseum 'JFS-KW22AGR1'

Height: 25' | Spread: 12' | Hardiness: -20 °F



Shape: Narrow columnar
Foliage: Dark green, trifoliate
Fall Color: Brilliant red
Bark: Coppery brown, smooth with exfoliating papery curls


Upright branches and narrow form deliver a rocket-like shape that's tailored for narrow spaces where seedling-sourced *Acer griseum* of variable genetics may not mature to be a good fit. This all-season beauty delivers vibrant foliage plus winter interest when satin smooth bark exfoliates in coppery curls.



Fireburst® Paperbark Maple

Acer griseum 'JFS-KW8AGR1'

Height: 25' | Spread: 18' | Hardiness: -20 °F



Shape: Upright oval
Foliage: Dark green, trifoliate
Fall Color: Brilliant red
Bark: Reddish-brown, smooth with exfoliating papery curls


Superior branch structure, upright and uniform shape, predictable performance and speedy growth are among attributes of this Paperbark Maple cultivar. Bark coloration and exfoliating character are outstanding, as is the quality of dark green foliage that turns brilliant red in autumn.



Redpointe® Maple

Acer rubrum 'Frank Jr.' PP 16769

Height: 45' | Spread: 30' | Hardiness: -20 °F



Shape: Broadly pyramidal
Foliage: Dark green
Fall Color: Bright red


Bright red fall color is a brilliant encore to summer's show of refined, dark green, heat resistant foliage. An upright, broadly pyramidal canopy shaped by strong branch angles and a straight and dominant central leader make this Schmidt introduction a standout.



Armstrong Gold® Maple

Acer rubrum 'JFS-KW76' PP 25301

Height: 40' | Spread: 12' | Hardiness: -30 °F



Shape: Narrow, tightly fastigate
Foliage: Medium green
Fall Color: Golden to orange


Selected from an evaluation of hundreds of seedlings of Armstrong, this cultivar improves greatly on the parent, with brighter foliage color, greater foliage density and compact, less leggy growth habit. Improved columnar form recommends it for narrow street planting sites.



Red Sunset® Maple

Acer rubrum 'Frankered'

Height: 45' | Spread: 35' | Hardiness: -30 °F



Shape: Upright branching, oval
Foliage: Dark green, glossy
Fall Color: Brilliant orange-red to red


The most highly rated and reliable of the Red Maple cultivars, Red Sunset® has become the standard against which others are compared. Adaptable, vigorous, and symmetrical in form, it remains a top selling cultivar decades after its introduction by J. Frank Schmidt, Jr.



October Glory® Maple

Acer rubrum 'October Glory'

Height: 40' | Spread: 35' | Hardiness: -20 °F



Shape: Broadly oval to round
Foliage: Medium green, glossy
Fall Color: Deep red to reddish-purple


October Glory® is a round headed selection which is the last cultivar to color in the fall. While it is less cold hardy than most cultivars, it seems to be better adapted to areas with mild winters and hot summer temperatures.



Rugged Ridge® Maple

Acer miyabei 'JFS-KW3AMI'

Height: 55' | Spread: 40' | Hardiness: -30 °F



Shape: Upright oval
Foliage: Dark green
Fall Color: Yellow
Bark: Corky, deeply furrowed


Rugged, corky bark inspired the name of this impressive cultivar of Miyabe Maple and provides protection from sunscald and winter damage. More vigorous, with heavier caliper and more ornamental bark than others of the species, this tough and adaptable tree is a favorite of growers and a versatile large street tree for cities.



Crimson Sunset® Maple

Acer truncatum x *A. plat.* 'JFS-KW202' PP 21838

Height: 35' | Spread: 25' | Hardiness: -30 °F



Shape: Upright oval
Foliage: Deep purple
Fall Color: Maroon to reddish bronze


Beat the heat with this outstanding *Acer truncatum* hybrid. Its foliage resembles that of Crimson King, but its form is more upright and compact. Thanks to the *Acer truncatum* parentage, it flourishes in the summer heat where few purple leafed plants will thrive.



Pacific Sunset® Maple

Acer truncatum x *A. plat.* 'Warened'

Height: 30' | Spread: 25' | Hardiness: -25 °F



Shape: Upright spreading, rounded crown
Foliage: Dark green, smooth, very glossy
Fall Color: Yellow-orange to bright red
Insect Resistance: Japanese beetle


Outstanding glossy-green foliage shines bright even in the heat of late summer. Autumn brings a medley of bright red, orange and yellow tones. Drought tolerance and adaptability to varied soils make it a good medium size urban shade tree.



Urban Sunset® Maple

Acer truncatum x *A. plat.* 'JFS-KW187' PP 27545

Height: 35' | Spread: 20' | Hardiness: -25 °F



Shape: Narrow pyramidal to upright oval
Foliage: Dark green, glossy
Fall Color: Deep red


Compact, upright and narrow, this tree calipers well and develops a naturally uniform canopy with minimal pruning. Easy to grow and relatively problem free, it produces few seeds and develops an ideal, upright street tree form.



Ruby Sunset® Maple

Acer truncatum x *A. plat.* 'JFS-KW249' PP 27986

Height: 25' | Spread: 20' | Hardiness: -25 °F



Shape: Broadly oval to rounded
Foliage: Dark green, glossy
Fall Color: Deep red


Elegant foliage stays fresh and glossy throughout the growing season. Hybrid origin adds cold hardiness and adaptability to this selection that most resembles *A. truncatum* in appearance, growth habit and size. A great choice for smaller sites requiring a more compact tree.



Symatree® Maple

Acer saccharinum 'JFS H1'

Height: 30' | Spread: 20' | Hardiness: -40 °F



Shape: Upright oval
Foliage: Light green, silvery beneath
Fall Color: Bright yellow to burgundy red
Fruit: None observed


Excellent branch structure and a uniquely compact growth habit combine to form a remarkably symmetrical, upright oval tree. Neither flowers or seeds have appeared on the parent tree during more than 20 years of observation.



Northern Glow® Maple

Acer pseudosieboldianum x *palmatum* 'Hasselkus'

Height: 20' | Spread: 24' | Hardiness: -30 °F



Shape: Upright, then broadly spreading
Foliage: Green
Fall Color: Bright orange-red to deep red


Enjoy the refined character of Japanese maple beyond its traditional hardiness range with this hybrid selection. It originated from seed of the tough and cold-hardy Korean maple, but most resembles its *A. palmatum* parent. Attractive in summer green, its graceful, spreading form glows bright with fall colors.



Fall Fiesta® Maple

Acer saccharum 'Baillista'

Height: 50' | Spread: 40' | Hardiness: -30 °F



Shape: Broadly ovate
Foliage: Dark green
Fall Color: Orange, red, and yellow
Insect Resistance: Japanese beetle


Sturdy and compact when young, this cultivar matures to become a full size specimen with an especially symmetrical crown and thick dark green summer foliage. Autumn brings on a mix of orange, red, and yellow colors.



Flashfire® Maple

Acer saccharum 'JFS-Caddo2' PP 23361

Height: 45' | Spread: 40' | Hardiness: -30 °F



Shape: Broadly ovate
Foliage: Dark green
Fall Color: Bright red


Selected from Caddo Mountain sugar maple seedlings, this tree has the brightest red fall color we have seen in a cultivar adapted to Southern heat. It features dark green summer foliage, better mildew resistance than other Caddo selections, strong growth, and brilliant red, early fall color.



Autumn Fest® Maple

Acer saccharum 'JFS-KW8' PP 22034

Height: 50' | Spread: 35' | Hardiness: -30 °F



Shape: Upright oval
Foliage: Dark green
Fall Color: Orange red to red


Strong upright growth and reliable, early fall color make this a standout in the nursery and on the streets. Vigorous, with a good central leader, it is faster growing with a more upright shape than typical of sugar maples.



Green Mountain® Maple


Acer saccharum 'Green Mountain'

Height: 50' | Spread: 40' | Hardiness: -40 °F



Shape: Broadly oval
Foliage: Dark green
Fall Color: Reddish-orange to red
Insect Resistance: Japanese beetle


Green Mountain® is probably the hardiest of the Sugar Maple cultivars and the best choice for northern areas. Widely planted and proven over time, its fall color is reliably bright reddish orange to red.



Hot Wings® Maple

Acer latifolium 'GarAnn' PP 15023

Height: 20' | Spread: 24' | Hardiness: -40 °F



Shape: Rounded, spreading
Foliage: Medium green
Fall Color: Yellow to red
Flower: White, clusters in May
Fruit: Bright red samaras

Showy red samaras (winged seeds) shine in bright contrast to the summer foliage of this small tree that is an excellent performer in rugged climates. Broadly oval when young, its branches spread wider than tall, becoming rounded at maturity.