



The Schmidt logo identifies each tree as one of our introductions or co-introductions. New and improved trees are backed by extensive research, development and testing. We work with tree scientists, breeders and growers to bring you the best new trees in the world.

PO Box 189
Boring OR 97009
503-663-4128



J. FRANK
SCHMIDT
& SON CO.

Toll-Free 1-800-825-8202
www.jfschmidt.com



The Utilitrees™ logo identifies species and cultivars that we recommend as a perfect fit for planting beneath or near overhead utility lines. Learn more about this select product line at www.utilitrees.com


Spectacular SHADE TREES



Afterburner® Tupelo

Nyssa sylvatica 'David Odom'

Height: 35' | Spread: 20' | Hardiness: -20 °F



Shape: Upright pyramidal to oval
Foliage: Bright green, glossy
Fall Color: Bright red
Fruit: Blue-black, 3/8"


Symmetrical, uniform and upright branch structure and straight central leader make this cultivar easier to grow and better suited than seedlings of the species for use as a street tree. High gloss foliage shines through the summer and then turns bright red in fall, burning brightly after most tupelo have defoliated.



Emerald City® Tulip Tree

Liriodendron tulipifera 'JFS-Oz'

Height: 55' | Spread: 25' | Hardiness: -25 °F




Shape: Upright oval, slightly compact
Foliage: Deep green, glossy
Fall Color: Bright, clear yellow
Flower: Yellow to greenish yellow with orange center

A refined cultivar of our familiar native tulip tree, this uniform growing selection is straighter and more upright, with a dominant central leader and deeper green, slightly glossy foliage. Tulip-shaped flowers with bright orange centers attract butterflies and hummingbirds.




A shady urban oasis of Skyline® Honeylocust



Espresso™ Kentucky Coffee Tree

Gymnocladus dioica 'Espresso-JFS'

Height: 50' | Spread: 35' | Hardiness: -30 °F



Shape: Oval to vase with upright arching branches
Foliage: Frond-like fans of delicate bluish green leaves
Fall Color: Yellow
Fruit: Seedless


Large, frond-like, doubly compound leaves form a canopy of dappled shade that gives this city-tough tree an airy, tropical feel. The arching branches of this seedless selection present an elm-like shape as the tree matures. Good tolerance of heat, drought, cold and alkaline soils.



Firestarter® Tupelo

Nyssa sylvatica 'JFS-red' PP 26975

Height: 35' | Spread: 18' | Hardiness: -20 °F



Shape: Narrow oval to upright oval
Foliage: Dark green
Fall Color: Bright red
Fruit: Seedless


Symmetrical, upsweeping branches and a strong central leader contribute to the remarkably neat and uniform appearance of this relatively narrow tupelo. Dark green foliage turns intensely bright red, coloring earlier in autumn than most cultivars.



Rising Fire® American Hornbeam

Carpinus caroliniana 'Uxbridge'

Height: 30' | Spread: 15' | Hardiness: -30 °F



Shape: Upright, narrow
Foliage: Medium green
Fall Color: Red to orange


A lively mix of bright red and orange fall colors and distinctive columnar shape combine to offer a new look for a popular and widely adaptable North American native tree. Ontario, Canada origin promises good cold hardiness.



Emerald Avenue® Hornbeam

Carpinus betulus 'JFS-KW1GB' PP 22814

Height: 40' | Spread: 28' | Hardiness: -20 °F



Shape: Broadly pyramidal to ovate
Foliage: Deep green
Fall Color: Yellow


Dark green, handsomely corrugated leaves stay fresh through the heat of summer, delivering cool summer shade before turning buttery yellow in autumn. More heat and drought tolerant than other Hornbeam cultivars, this tough, adaptable tree also resists insects and disease.



Pyramidal European Hornbeam

Carpinus betulus 'Fastigiata'

Height: 35' | Spread: 25' | Hardiness: -20 °F



Shape: Dense, compact, narrow when young, becoming oval
Foliage: Dark green
Fall Color: Yellow


Symmetrical and formal in appearance, it is a tough urban tree thanks to its drought and heat resistance and adaptability to city growing conditions. Dense form lends itself to screening and hedging. Exceptionally disease and pest resistant.



Presidential Gold® Ginkgo

Ginkgo biloba 'The President'

Height: 50' | Spread: 40' | Hardiness: -30 °F



Shape: Broadly pyramidal to oval
Foliage: Medium green
Fall Color: Bright yellow
Fruit: Seedless


Outstanding in both the nursery row and the landscape this seedless cultivar may set the new standard among Ginkgos. Selected by Dr. Michael Dirr, it has a strong central leader and full branching when young, then develops a dense upright crown when mature.



Goldspire Ginkgo

Ginkgo biloba 'Blagon'

Height: 45' | Spread: 12' | Hardiness: -30 °F



Shape: Narrowly columnar
Foliage: Green
Fall Color: Bright golden yellow
Fruit: Seedless


Introduced from France, this densely branched, tightly fastigate cultivar forms a narrow, symmetrical spire at a younger age than is typical of other columnar selections. Leathery, fan-like foliage turns golden yellow in autumn.



Autumn Gold Ginkgo

Ginkgo biloba 'Autumn Gold'

Height: 45' | Spread: 35' | Hardiness: -40 °F



Shape: Broadly pyramidal
Foliage: Medium green
Fall Color: Golden yellow
Fruit: Seedless

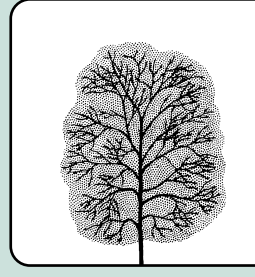
Named for its fan-shaped green leaves that turn to striking golden yellow in autumn, this fruitless male selection is narrow in youth and broadens with age. This air pollution-tolerant tree performs well in compacted and alkaline soils, and is highly resistant to insect feeding and disease.



Hackberry

Celtis occidentalis

Height: 45' | Spread: 35' | Hardiness: -40 °F



Shape: Broad top with ascending, then arching branches
Foliage: Light green
Fall Color: Yellow


Tolerant of harsh climatic conditions as well as urban abuse, this deeply rooted North American native tree rarely lifts sidewalks. Adapted to high pH soils and periodic flooding, it also tolerates extremes of heat, cold and drought. Tough, corky bark adds visual interest and protects against damage.



Firehouse® Sweetgum


Liquidambar styraciflua 'JFS KW1LS'

Height: 50' | Spread: 20' | Hardiness: -10 °F



Shape: Pyramidal
Foliage: Dark green
Fall Color: Bright red
Fruit: Sparse

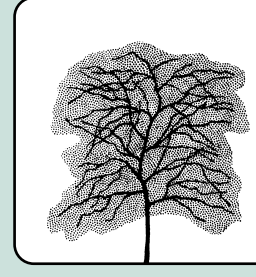
A dominant central leader, strong branch attachment and upright angles add up to a storm-resistant structure. Compared to others of the species growing nearby, the parent tree defoliates early and has suffered no ice or snow damage. Seed production has been extremely light to none.



Sunburst® Honeylocust

Gleditsia triacanthos 'Suncole'

Height: 40' | Spread: 35' | Hardiness: -30 °F



Shape: Irregular, somewhat rectangular outline
Foliage: Bright yellow tip growth
Fall Color: Yellow-brown
Fruit: Seedless

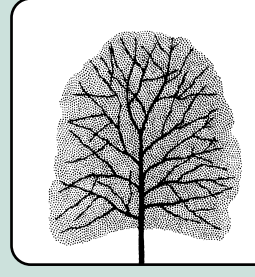
Treasured for its brilliant display of bright golden-yellow new growth of spring, its fine textured foliage gradually deepens to yellow green as it matures. New leaflets are always bright yellow, sparkling throughout the summer months in bright contrast to the darker yellow green of the interior foliage.



Skyline® Honeylocust

Gleditsia triacanthos 'Skycole'

Height: 45' | Spread: 35' | Hardiness: -30 °F



Shape: Broadly pyramidal
Foliage: Fine textured, medium green
Fall Color: Golden
Fruit: Seedless

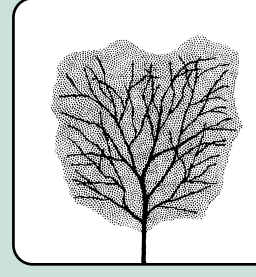
Upright, spreading branches and refined compound leaflets cast cool filtered shade. Environmental tolerance and adaptability make Skyline® an ideal street tree for many situations and the most widely used Honeylocust cultivar.



Shademaster® Honeylocust

Gleditsia triacanthos 'Shademaster'

Height: 45' | Spread: 35' | Hardiness: -30 °F



Shape: Vase shaped to rectangular in outline
Foliage: Fine textured, medium green
Fall Color: Yellow
Fruit: Seedless
Insect Resistance: Spider mites


Shademaster® features upright ascending then spreading branches which produce an irregularly vase shaped form and a slightly rectangular outline. An excellent street tree, its upright branch structure lends itself to pruning for traffic clearance.



Redmond Linden

Tilia americana x *euchlora* 'Redmond'

Height: 35' | Spread: 25' | Hardiness: -40 °F



Shape: Densely pyramidal
Foliage: Light green
Fall Color: Yellow


Rapid growth and heavy caliper development at a young age give this sturdy cultivar a head start in the nursery and in the landscape. Large leaves give it a coarser textured appearance as it matures to a pyramidal and symmetrical shape.



Autumn Treasure® Hophornbeam

Ostrya virginiana 'JFS-KWS'

Height: 40' | Spread: 20' | Hardiness: -30 °F



Shape: Upright pyramidal to oval
Foliage: Dark green
Fall Color: Golden yellow
Fruit: Attractive, hop-like, papery chains


At last, a hophornbeam suited for city living. Predictably upright narrow form facilitates uniform street tree plantings. Unlike many trees of seedling origin that hold brown leaves throughout the winter, fall leaf drop is clean and complete.



Exclamation!® Planetree

Platanus x *acerifolia* 'Morton Circle'

Height: 55' | Spread: 35' | Hardiness: -20 °F



Shape: Upright pyramidal
Foliage: Medium green
Fall Color: Yellow
Disease Resistance: Anthracnose and powdery mildew


Near-perfect symmetry commands attention in any landscape. A carefree performer on city streets, it is urban tolerant, anthracnose resistant, and moderately resistant to powdery mildew. A moderate growth rate, light-fruiting habit and resistance to frost cracking are additional reasons to plant this adaptable shade tree.



Green Whisper® Bald Cypress

Taxodium distichum 'JFS-SQPN'

Height: 55' | Spread: 30' | Hardiness: -20 °F



Shape: Pyramidal
Foliage: Fresh, bright green
Fall Color: Rusty orange


The freshest, softest, brightest green foliage that we have seen in a bald cypress gives this tree an inviting appearance and the appeal of a fluffy green feather pillow. Vigorous growth and upright pyramidal form also make it stand out from seedlings.



City Sprite® Zelkova

Zelkova serrata 'JFS-KW1' PP 20996

Height: 24' | Spread: 18' | Hardiness: -20 °F



Shape: Compact oval to vase
Foliage: Bright green, fine textured
Fall Color: Yellow


Compact, dense, and semi-dwarf, this is the perfect little tree for tight urban spaces. Summer foliage appears brighter green than typical Zelkova. Short internodes, fine textured foliage, and a tidy growth habit promise a low maintenance city tree.



Zileration® Zelkova

Zelkova serrata 'JFS KW4ZS' P.A.F.

Height: 30' | Spread: 25' | Hardiness: -20 °F



Shape: Compact vase
Foliage: Dark green, fine textured
Fall Color: Rusty orange

Selected for its unusually compact structure and intermediate size, this upright, vase-shaped tree is a better fit for many landscape settings than typically larger cultivars of the species. Clean, dark green summer foliage, symmetrical branching and a dense canopy make it a standout among Zelkova cultivars.



Wireless® Zelkova

Zelkova serrata 'Schmidtlow'

Height: 24' | Spread: 36' | Hardiness: -20 °F



Shape: Broadly spreading vase
Foliage: Medium green
Fall Color: Red

Selected for its unusually low height and broad, horizontally spreading growth habit, its vivid red fall color is a surprisingly bright bonus feature. As its name suggests, this cultivar is a good fit for street plantings beneath utility lines. Like the species, it is a trustworthy performer in urban settings.